

cranes

EQUIPMENT SUPPORT SYSTEMS

ICEGOLD

EQUIPMENT SUPPORT SYSTEMS



EGRIPMENT

SOLID SUPPORT ON EVERY SET



"With every new product design we introduce, our first thought is to perfect the features for both Television and Film".

These words characterise the realistic view, which the company's staff has developed over a long period of practical experience.

Egripment's technical designers supply the necessary Television and Film experience based on many years of practical work in our Industry.

They see daily, cameramen, crews, operators and technicians, working at a continually higher professional level. In conjunction with this field experience, Egripment has paid a lot of attention over the past 25 years to design and innovation, and ensuring, with on going consultation, that products suits the needs of all markets.

The result is the development of a sophisticated series of Egripment Cranes, Dollies, Remote Heads and different tracking systems.

EGRIPMENT JIB-ARMS AND CRANES.

This catalogue includes not just one type of Crane but the full range of Egripment Jib-Arms and Cranes. Whether you need to shoot in small and clean hospital operating rooms, or you need a very portable crane on the North Pole, or a 10-mtr high camera crane for outdoor shooting, Egripment will be able to supply you with the proper equipment.

SAFETY

All Egripment products have been designed with all the expected Egripment qualities and safety aspects. All Egripment products go through a severe test program for a minimum period of 6 months before we finally offer you our product. During the test period every Crane has to go through more then 200% overload situations and

many unrealistic methods of operating. Egripment products are CE certified.



LIFE TIME GUARANTEE

The trust we have in the quality of our products built on an experience of quality in combination with quantity (More then 2.500 !! Egripment cranes are working all over the World) during the past 25 years, made us decide to share this benefit with YOU, our prestigious clients, with the offer of a LIFE-TIME guarantee on our Jib-Arms and Cranes.



CRANE MAGAZINE

This magazine offers you all the information, possibilities and technical details of every individual Egripment Crane system. At the back of the magazine there is a double page, which gives a complete overview of the technical specifications of our crane systems and of all the possible accessories. For any additional information please feel free to contact us.



JANJIB

The JanJib system offers a complete new way of building your own type of jib arm. Because of the unique modular system that Egripment has invented, you can now create a variety of 10 different jib arms with only ONE basic Trunnion section, ONE basic Front section and ONE basic Rear section.

With only two additional, different extension arms, you will be able to work with jib arms that run from 105cm / 41inches long to 304 cm / 120 inches long, and with different load capacities that vary between 9 kgs / 20 lbs. for a 3 CCD camera with an Egripment MiniShot Remote Camera Head, up to 45 kgs / 110 lbs. for a fully equipped Film camera with or without an Egripment HotShot Remote Camera Head.

The JanJib can be used as a standard jib arm where the Camera Man operates the fully balanced arm from the front or as a Remote Crane where the camera and JanJib are being operated by one person from the back of the crane.

The JanJib is the logical professional answer from Egripment for many types of different "make do" camera arms that we see now-a-days in our industry.



The JanJib is made only for professionals by professionals.

The JanJib is made of specially designed top quality (Egripment approved) lightweight aluminium sections that slide and clip together easily. The JanJib is strong and offers professional quality steady movements due to the well known Egripment bearing systems that have been used in all our Camera Cranes and Jibs during the past 25 years.



Art 298/DJJ Scanner Dolly for Jib systems. We have used the standard Scanner dolly as a base to design and fine-tune a dolly for the use with the JanJib system. The result is an absolute top quality dolly that is safe while guaranteeing perfect stability for a quality camera/Jib movement.

This dolly is equipped with 4 hard rubber wheels and a 4 wheel steering mechanism that allows you to position the Jib arm in the smallest of places. Trackwheels are also available for this dolly.

As is usual with all Egripment products we offer a full range of accessories to make the JanJib your ideal "master piece" of equipment.



**Maximum Height:
3.68 MTR / 12'1" !!!**

For more technical details see specification view in this magazine.



SUPER MAXI-JIB

Egripment is pleased to present the Super Maxi-Jib, giving you a magnificent Jib Arm capable of carrying a fully loaded 35 mm Film Camera's such as Panavision, Moviecam, Arri and Mitchells, or an HDTV Camera, to a 4.5 metre high lens position, with the use of professional Remotely Controlled Camera heads such as a HotHead or a HotShot.

The Super Maxi-Jib lightweight arm sections simply clip together, and are firmly held with the "L" Pin system. The parallel bar system is carried internally. This gives you the possibility to "stick" your crane arm into a very narrow location such as thru windows. Another unique feature is that the bars incorporate a hand tightening grip at the end of each bar, which removes all play. Egripment's trademark and invention is the modular system, found in all Egripment Cranes.

The Super Maxi-Jib is incredibly lightweight and ultra portable. All the Arm Sections can be hand-carried with ease. Wherever your location will be, you will never have a problem in getting the Super Maxi-Jib there, and building up the system you require.

The combination of all the different arm sections of a standard Super Maxi-Jib offers you a variety of 7 different arm lengths from 1.6 mtr / 5'4" to 4.60 mtr / 15'4".

A full range of accessories is available.

MAXI DOLLY

The Maxi Dolly is specially designed to support the Super Maxi-Jib. It offers you a dolly base with a small footprint without compromising rigidity or stability.

The Maxi Dolly is also extremely maneuverable because of its available steering from

either the front or the back of the dolly. The Maxi Dolly is standard equipped with hard rubber studio wheels, and incorporates integrated track wheels which can be run on curved as well as straight standard base track.

The push / pull bar of the Maxi Dolly incorporates the well known Egripment "Hand tightening grip" which eliminates all play while the dolly is being pushed or pulled. The Maxi Dolly is supplied with a standard size column of 1.2 mtr / 4' which is rendered virtually rock solid with the addition of stabilizing bars.

An Electric column will fit the Maxi Dolly as well. The dolly base itself contains compartments, which can store counterweights, batteries, cases etc.



Maximum Height:
4.65 MTR / 15'6" !!!

For more technical
details see specification
view in this magazine.

SCANNER

The Scanner is the first of the new generation of cranes and remote head systems in the Egriment range of Camera crane arms and jibs. As you would expect, coming from the world's most experienced crane and remote head manufacturer, the Scanner combines, practicality and ease-of-use, with the highest standards of manufacture, and sophistication

The Scanner is a single, compact package including; camera crane, dolly and remote pan and tilt head, which can be operated either by one operator (from the back of the crane arm) or by a combination of camera operator and grip. If required, the controls for the Scanner's remote head can be removed from the crane and operated independently of the arm.

THE SCANNER CRANE ARM

The Scanner crane is a lightweight Telescoping crane arm that can easily be assembled and operated by one man. The Scanner's unique Telescoping feature allows the crane to be used at exactly the length required. To extend the arm, simply slide the front section out, and Lock-Off. Nothing could be simpler.

THE SCANNER DOLLY

The base of the Scanner's crane is, as you would expect, the perfect combination of Maneuverability, Strength, and Lightweight Construction. The Scanner's tiny Footprint allows you to position the crane into the smallest of places. The Scanner Dolly even comes with levelling jacks included. Unlike other cranes in this market, the Scanner easily mounts onto track. Simply slide on the Egriment Track Wheels, and you are ready to go.... No special Tracking base is needed.

THE SCANNER REMOTE HEAD

The Scanner remote head has all of the features which have become the Trademark of Egriment remote heads. It is strong, responsive, easy-to-use, and has an incredible smoothness of movement. For more details see the Remote Magazine.

Maximum Height:
6.30 MTR / 21'0" !!!

For more technical
details see specification
view in this magazine.

SCANNER ELITE

The engineers of Egripment could never have built such perfect crane and remote systems if they were comfortable with less than perfect quality. Using an Egripment Crane allows you to follow your own visions, wherever they lead you. The "Elite" is the absolute top of the range type of a crane that offers the standard Egripment safety and reliability.




The Camera and crane functions that we offer the Operator of the Scanner Elite are traditional with Egripment. Because perfect ergonomics is always part of the certificate of safety, the operating elements of the Scanner Elite are positioned / designed in such a way that you can always find these controls immediately. This way you can concentrate 100% on the composition of the crane and camera movement, instead of searching for hard to find controls.

The word "Elite" in French means "Exemplary", and that is the way we have designed your cockpit. Once you start operating the Scanner Elite you will feel the difference. The Scanner Elite feels like it is engineered especially for you. The crane that "fits" you. That is exactly what we would like to offer you, and that is why you may call this crane "Elite".

We can argue about taste, but not about 'Style'. That is why an Egripment Scanner Elite is engineered with the highest quality of materials, such as stainless steel, carefully designed aluminium extrusions, all weatherproof aerospace bearings and thermoplastic parts.

The Scanner Elite is of absolutely top quality construction and "Style", typical for an Egripment product.

The Scanner Elite sections are engineered of a custom designed, extruded aluminium profile in combination with structural aircraft adhesives and epoxy materials. The result is again a proof of a combination of modern technology combined with 25 years of Egripment crane design experience.



Maximum Height:
7.25 MTR / 23'9" !!!

For more technical
details see specification
view in this magazine.

SUPER JAVELIN MK II

The Super Javelin MKII is an ultra-modular system, with a partly "open" design structure, that is being extended with a modern tubing section in the Scanner style. It offers you a very steady shot up to 12,20 mtr which is more than 40 Ft high. The Super Javelin MKII crane is lightweight, quick to set up and break down, and very easy to transport.

A great advantage of the "open" design backside of the Super Javelin MK II is the fact that the Crane operator has an absolute clear view of the camera and the complete environment of the crane.

The Super Javelin MK II is exclusively designed for the use with TV or Film cameras in combination with Remotely Controlled Camera Heads, such as the HotHead or the HotShot. The Super Javelin MK II

Maximum Height:
11.00 MTR / 36'8" !!!

For more technical
details see specification
view in this magazine.



now offers eight possible length variations, and even at the longest reach, the Super Javelin MK II will comfortably support 40 kilograms / 88 lbs. The Stabilizing Bars on the front sections are situated on the side of the crane arm structure. This significantly reduces the overall surface

area, as well as the possibility of causing shadow situations. Another unique feature of the stabilizing bars is that they incorporate a hand-tightening grip, at the end of each bar, which stops all play in the bars and therefore offers a smooth and steady camera movement.

SAFE AND STABLE

The back stabilizing bar is externally fixed from the central column to the counterweight bucket. The counterweight bucket is supported almost at its center of gravity and, therefore, the tension in the parallel bars is very low. This gives you an even weight load, which in turn, means ultra safety and stability.



PICCOLO SYSTEM

With the ever changing production methods and needs, Egriment took a hard look at the crane market. The gap found was the ultimate in a small crane, and this gap was filled with the Piccolo.

Egriment's Piccolo version PI01 is a compact, nimble, easy to operate crane, ensuring absolute stability on all terrains, Film or TV studios, or in a small area. It is manufactured from aerospace duraluminium, but its uniqueness lies in the fact that the crane arm folds down with the column onto the dolly base. This is achieved with the Hydraulic Assist System. Due to "H.A.S." the complete crane can be set up in less than 3 minutes and makes the Piccolo the ultimate in crane technology for quick and easy transportation. With the Piccolo, the adjustment from the minimum low to the maximum height can be made in one movement, without the need for separate platform brackets. The crane arm is delivered complete with a seat system, stabilising bars, fine adjustment weight and a counterweight bucket with a locking device.

PICCOLO DOLLY


The Dolly is equipped with hard rubber wheels, although pneumatics can be supplied as an option should you prefer. Another feature of the dolly is the integral track wheels, which are put into operation by lifting the quick release pin. By unlocking the rear wheels, the Piccolo Crane can safely travel on Egriment curved track.

PICCOLO EXTENSION

The Piccolo Extension Arm completes the Piccolo system (version PI02), enabling you to transform from a camera platform set-up to a remote control head operation.

With Piccolo system, the ability to change from one function to the other takes less than 5 minutes, easily and in safety.

The Piccolo Extension accessory also folds down neatly and compactly for transportation.



Maximum Height:
4.20 MTR / 14'0" !!!

For more technical
details see specification
view in this magazine.

TULIP VIP

Over the past 26 years, for every 100 cranes, dollies or accessories produced by Egriment 99 are still working today!

The Tulip VIP Crane, the Academy Award winning crane from Egriment, has been computer designed to achieve perfect stability and smoothness when operating the arm, in combination with the highest level of safety. Precisely balanced at all times, regardless of weight loads.

The Tulip VIP Crane System is at home on rough terrains, Film and TV studio floors or track, and with the full range of accessories available, gives you economy, portability and the best in creative versatility. The portable, fully assembled system is certified and registered as mechanically safe in almost every country throughout the world.

The Tulip VIP Crane Arm is constructed from lightweight aerospace alloys, and easily folds down to a readily transportable length. This modular system is assembled in less than 20 minutes, and also offers you a wide range of minimum and maximum operational heights. As with many other crane systems from Egriment, the Tulip VIP Crane is designed as an "open" structure system. When compared with cranes designed from bulky tubing, the "open" system offers more stability when working outdoors in windy situations as well as it offers a much better view for the crane and camera operators.

CLASSIC DOLLY OR WIDE BASE DOLLY

Both of these dollies are supplied with hard rubber wheels, although pneumatic tires are available as an option. The track wheels simply slide into position, and then lock, WITHOUT disassembling the dolly. Once in position, you simply roll the dolly onto the track, saving you time. The dolly platform has a built in rack designed to carry your counterweights.



Maximum Height:
4.73 MTR / 15'5" !!!

For more technical
details see specification
view in this magazine.



SKYMOTE SYSTEMS

The SkyMote system enables the user to convert the Tulip VIP Crane into a system for the operation of a Remote controlled Camera head from a reach of 6.70 metres / 22 ft 4 ins. up to a height of 9.52 mtr / 31 ft 9 ins.



Egripment's SkyMote system consists of 4 different versions of extensions to the standard Tulip VIP Crane. Because the SkyMote sections are part of the Egripment's well-known "modular system" all versions can be fitted within 20 minutes and will make the impossible shots possible. The four versions of the SkyMote, Super SkyMote, Super Super SkyMote with or without an extra one meter extension, are constructed from lightweight duraluminium, and guarantee therefore maintaining, sturdiness and stability with ease of operation and transportation.

In combination with Egripment remote heads such as HotHead, HotShot, Scanner Head etc., all SkyMotes will offer you the best shots possible.



For those who are dedicated Remote Head users, the SkyMote and Super SkyMote is offered without the Tulip VIP Crane front Arm section, (without seat section, supports and seats) making it even more economical for you. Contact your Egripment dealer and see a demonstration tape, of the system in a proper working environment.



Maximum Height:
9.52 MTR / 31'9" !!!
For more technical
details see specification
view in this magazine.

SKYKING

Egriment's SkyKing Crane concept offers you a modular crane system with a variety of combinations of crane use (ridable or remote) and different lengths. All the sections are constructed from aerospace duraluminium, making each section quickly transportable, yet very sturdy in operation. On most of the crane arm sections are handbars on both sides for easy of handling by the operator. With a multitude of accessories available the Standard Package can be changed to suit your needs.

SKYKING CRANE ARM

The Standard SkyKing Arm sections come with handbars, complete seat support with two seats, turret, seat arms and a counterweight bucket with cover and fine adjustment weight.

SKYKING ACCESSORIES

With the multitude of accessories available, the standard package is changed to suit your needs. With Studio TV cameras, the TV Bracket ensures the cameraman is in the ideal working position by transforming the two man + camera working platform to one man + camera. A Monitor Bracket can be attached to the base of the crane arm to support the monitor for the Crane Operator.

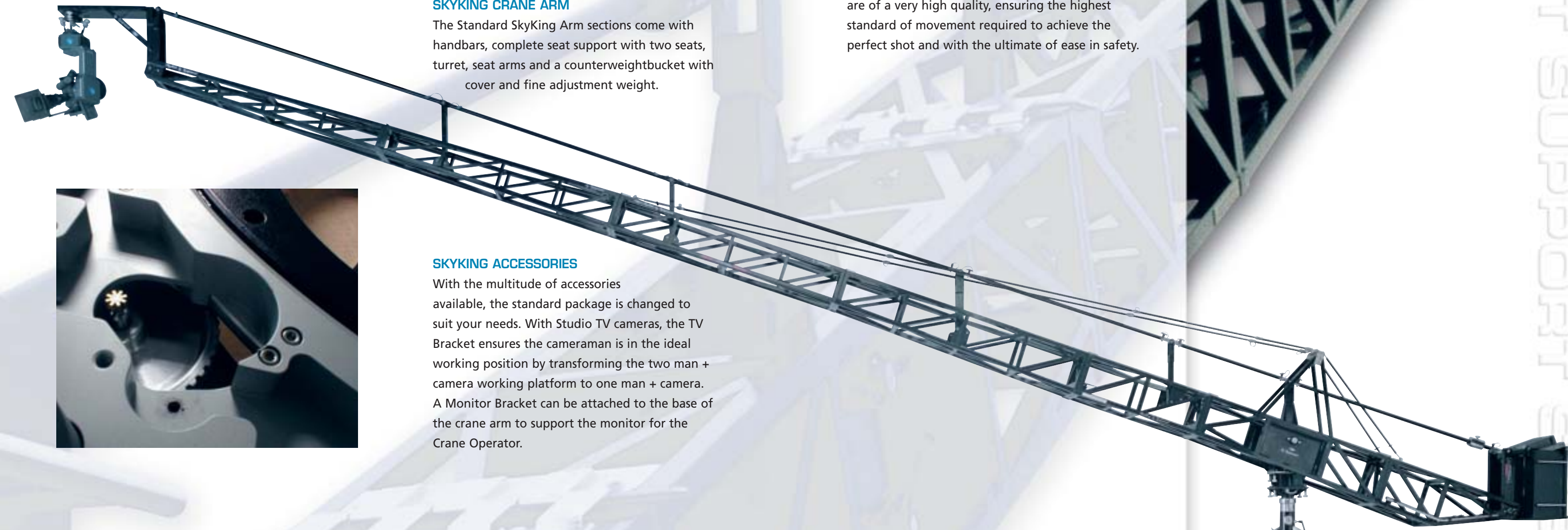
SKYKING WIDE BASE DOLLY

The Egriment Wide Base Dolly is part of the SkyKing system, maintaining the modular format. The dolly is equipped with sturdy hard rubber wheels, although pneumatic tires are available as an option. The track wheels simply slide into position and then lock, WITHOUT disassembling the dolly. Once in position, you roll the dolly onto the track. The dolly platform is a racked designed to carry the counterweights.

The vertical column houses the main bearings which are of a very high quality, ensuring the highest standard of movement required to achieve the perfect shot and with the ultimate of ease in safety.


Maximum Height:
12.00 MTR / 40'0"

For more technical
details see specification
view in this magazine.



MODELS & INFO

JAN-JIB

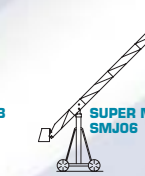


Arm reach	1.24 Mtr	4'1"	Ft	1.65 Mtr	5'5"	Ft	2.00 Mtr	6'7"	Ft	2.20 Mtr	7'2"	Ft
Operational length	2.12 Mtr	6'11"	Ft	2.72 Mtr	8'11"	Ft	3.96 Mtr	13'0"	Ft	3.96 Mtr	13'0"	Ft
Max. platform height	1.97 Mtr	6'6"	Ft	2.26 Mtr	7'5"	Ft	2.94 Mtr	9'8"	Ft	3.08 Mtr	10'1"	Ft
Min. platform height	1.01 Mtr	3'4"	Ft	0.72 Mtr	2'4"	Ft	0.55 Mtr	1'10"	Ft	0.41 Mtr	1'4"	Ft
Max. load capacity	45 Kg	99 lbs		45 Kg	99 lbs		45 Kg	99 lbs		45 Kg	99 lbs	

SUPER MAXI-JIB



1.60 Mtr	5'4"	Ft	2.10 Mtr	7'0"	Ft
3.15 Mtr	10'6"	Ft	3.65 Mtr	12'2"	Ft
2.70 Mtr	9'0"	Ft	3.10 Mtr	10'4"	Ft
1.25 Mtr	4'2"	Ft	0.86 Mtr	2'10"	Ft
100 Kg	220 lbs		85 Kg	187 lbs	



2.60 Mtr	8'8"	Ft	3.10 Mtr	10'4"	Ft	3.60 Mtr	12'0"	Ft	4.10 Mtr	13'8"	Ft	4.60 Mtr	15'4"	Ft
4.15 Mtr	13'10"	Ft	4.65 Mtr	15'10"	Ft	5.10 Mtr	17'0"	Ft	5.65 Mtr	18'10"	Ft	6.70 Mtr	22'4"	Ft
3.45 Mtr	11'6"	Ft	3.85 Mtr	12'10"	Ft	4.20 Mtr	14'0"	Ft	4.60 Mtr	15'4"	Ft	4.65 Mtr	15'6"	Ft
0.47 Mtr	1'7"	Ft	0.08 Mtr	0'3"	Ft	-0.31 Mtr	-1'0"	Ft	-0.70 Mtr	-2'4"	Ft	-1.08 Mtr	-3'7"	Ft
70 Kg	154 lbs		54 Kg	120 lbs		45 Kg	99 lbs		40 Kg	88 lbs		35 Kg	77 lbs	

Arm reach
Operational length
Max. platform height
Min. platform height
Max. load capacity

PICCOLO



2.45 Mtr	8'2"	Ft	4.40 Mtr	14'8"	Ft
4.60 Mtr	15'4"	Ft	6.35 Mtr	21'2"	Ft
2.55 Mtr	8'6"	Ft	4.20 Mtr	14'0"	Ft
0.10 Mtr	0'4"	Ft	-1.00 Mtr	-3'4"	Ft
250 Kg	550 lbs		65 Kg	143 lbs	

SUPER JAVELIN MKII



5.40 Mtr	18'0"	Ft	6.90 Mtr	23'0"	Ft	7.40 Mtr	24'8"	Ft
7.80 Mtr	26'0"	Ft	9.30 Mtr	31'0"	Ft	9.80 Mtr	32'8"	Ft
6.10 Mtr	20'4"	Ft	7.30 Mtr	24'4"	Ft	7.70 Mtr	25'8"	Ft
-0.50 Mtr	1'8"	Ft	-1.25 Mtr	-4'2"	Ft	-1.50 Mtr	-5'0"	Ft
65 Kg	143 lbs		65 Kg	143 lbs		65 Kg	143 lbs	



7.90 Mtr	26'4"	Ft	8.90 Mtr	29'8"	Ft	9.40 Mtr	31'4"	Ft	9.90 Mtr	33'0"	Ft	11.40 Mtr	38'0"	Ft
10.30 Mtr	34'4"	Ft	11.30 Mtr	37'8"	Ft	11.80 Mtr	39'4"	Ft	12.30 Mtr	41'0"	Ft	13.80 Mtr	46'0"	Ft
8.10 Mtr	27'0"	Ft	8.90 Mtr	29'8"	Ft	9.35 Mtr	31'2"	Ft	9.75 Mtr	32'6"	Ft	11.00 Mtr	36'8"	Ft
-1.75 Mtr	-5'10"	Ft	-2.25 Mtr	-7'6"	Ft	-2.50 Mtr	-8'4"	Ft	-2.75 Mtr	-9'2"	Ft	-3.50 Mtr	-11'8"	Ft
65 Kg	143 lbs		65 Kg	143 lbs		65 Kg	143 lbs		65 Kg	143 lbs		40 Kg	88 lbs	

Arm reach
Operational length
Max. platform height
Min. platform height
Max. load capacity

SCANNER




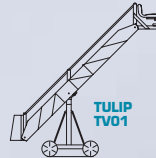
3.95-5.25 Mtr	13'2"-17'6"	Ft
5.55-7.00 Mtr	18'6"-23'4"	Ft
6.30 Mtr	21'0"	Ft
-2.40 Mtr	-8'0"	Ft
25 Kg	55 lbs	

SCANNER ELITE



4.60-6.40 Mtr	15'21"	Ft
6.88-8.68 Mtr	22'7"-28'6"	Ft
5.70-7.25 Mtr	18'9"-23'9"	Ft
-1.80-3.35 Mtr	-5'10"-11'0"	Ft
35-45 Kg	77-100 lbs	

TULIP/SKYMOTE SYSTEM



3.25 Mtr	10'10"	Ft	4.40 Mtr	14'8"	Ft	6.00 Mtr	20'0"	Ft	7.10 Mtr	23'8"	Ft	8.25 Mtr	27'6"	Ft	9.40 Mtr	31'4"	Ft
5.70 Mtr	19'0"	Ft	6.75 Mtr	22'6"	Ft	8.15 Mtr	27'2"	Ft	9.20 Mtr	30'8"	Ft	10.38 Mtr	34'7"	Ft	11.50 Mtr	38'4"	Ft
3.75 Mtr	12'6"	Ft	4.73 Mtr	15'5"	Ft	6.71 Mtr	22'4"	Ft	7.72 Mtr	25'9"	Ft	8.41 Mtr	28'0"	Ft	9.52 Mtr	31'9"	Ft
-0.38 Mtr	-1'3"	Ft	-1.34 Mtr	-4'6"	Ft	-2.29 Mtr	-7'8"	Ft	-3.25 Mtr	-10'10"	Ft	-4.22 Mtr	-14'0"	Ft	-5.19 Mtr	-17'4"	Ft
250 Kg	550 lbs		170 Kg	375 lbs		125 Kg	275 lbs		105 Kg	230 lbs		65 Kg	145 lbs		25 Kg	55 lbs	

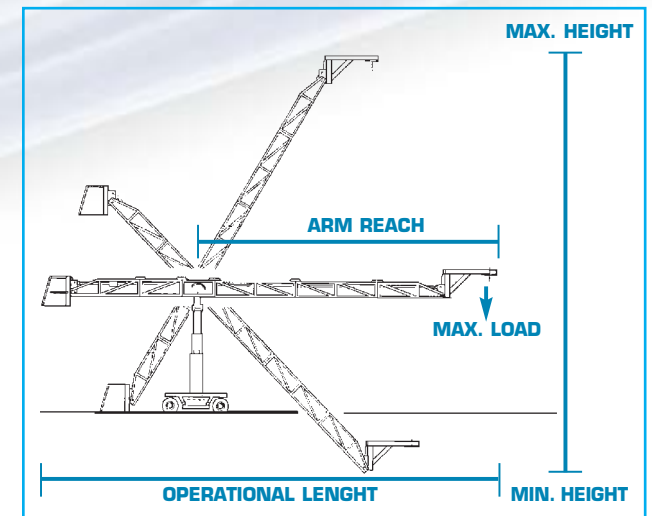
Arm reach
Operational length
Max. platform height
Min. platform height
Max. load capacity

SKYKING



3.46 Mtr	11'6"	Ft	5.94 Mtr	19'9"	Ft	7.23 Mtr	24'1"	Ft	8.70 Mtr	29'0"	Ft	9.96 Mtr	33'2"	Ft
6.78 Mtr	22'7"	Ft	9.30 Mtr	31'0"	Ft	10.56 Mtr	35'2"	Ft	11.48 Mtr	38'3"	Ft	12.76 Mtr	42'6"	Ft
3.86 Mtr	12'6"	Ft	5.88 Mtr	19'7"	Ft	7.45 Mtr	24'5"	Ft	8.60 Mtr	28'8"	Ft	10.14 Mtr	33'9"	Ft
0.20 Mtr	0'8"	Ft	-1.54 Mtr	-5'2"	Ft	-2.43 Mtr	-8'1"	Ft	-3.06 Mtr	-10'2"	Ft	-3.89 Mtr	-12'12"	Ft
250 Kg	550 lbs		250 Kg	550 lbs		150 Kg	330 lbs		150 Kg	330 lbs		100 Kg	220 lbs	

Arm reach
Operational length
Max. platform height
Min. platform height
Max. load capacity





EGRIPMENT SUPPORT SYSTEMS

EGRIPMENT B.V.

Machineweg 22, 1394 AV Nederhorst den Berg, Holland
Phone: +31 294 253988, Fax: +31 294 254658, sales@egripment.nl

EGRIPMENT Deutschland GmbH

Immendorfer Straße 1, 50354 Hürth, Deutschland
Phone: +49 2233 6877-0, Fax: +49 2233 6877-11, egripment@egripment.de

EGRIPMENT U.S.A. Inc.

201 Center Park Drive, Suite 1010, Knoxville, TN 37922 USA
Phone: +1 (865) 357-7535, Fax: +1 (865) 357-7536, egripment@egripment.com

www.egripment.com

